

# Eureka Express

Vol XLI No.7 Circ 315

September 2020

[www.eurekaexpress.co.nz](http://www.eurekaexpress.co.nz)

[editor@eurekaexpress.co.nz](mailto:editor@eurekaexpress.co.nz)



**HAPPY HOLIDAYS**





# Matangi Garden Club

## MASSIVE Annual Plant Sale

**Saturday 10<sup>th</sup> October**

**9am – 12midday**

TREES, SHRUBS, PERENNIALS, ANNUALS

Produce, Cakes, Raffles

Fabulous Morning Teas

Eftpos available



**Matangi Hall –Tauwhare Road – Matangi**

### ADVERTISING RATES

Classified Adverts    Free

Small Business Adverts    \$10 /month  
- x 10 insertions    \$80 /year

One Third Page Adverts    \$15 /month  
- x 10 insertions    \$120 / year

One Half Page Adverts    \$20 / month  
- x 10 insertions    \$160 /year

### CONTACTS

Gail Mayall (Editor)  
70 Eureka Road  
Ph: 07 824 1758 or 021 211 3348  
Email: editor@eurekaexpress.co.nz

Glenys Middlemiss (Treasurer)  
Ph: 07 824 1647  
Email: tres.eurekaexpress@gmail.com



# EDITORIAL

So now it is our turn to write an editorial. We have lived in Eureka for 22 years and raised our children here. They are now the 'grown ups', not sure when that happened! We have some beautiful grand-daughters, so life is complete.

A little bit about us; I am an Occupational Therapist and work at McKenzie Centre with children who have disabilities/learning needs, I have worked there for 21 years. This is a job that I enjoy, it is rewarding to work with children and families and see children grow and develop their skills.

Having worked there for so long I sometimes see graduates all grown up and I am happy to see how well they are doing, and how grown up they are, when I haven't aged at all :)

Neil has an engineering business and works from home which keeps him busy. He does some interesting work involved with the dairy industry, aviation industry, motorcycle industry and other 'bits and bobs'.

His workshop sees a selection of innovative projects being constructed, he builds gyrocopters and is more recently flying them which gives him a lot of enjoyment. He also gets to repair them when his mates have oopsies/incidences so that can keep him busy.

A recent project which he spent months developing is the TPI 2 stroke fuel injection system which is now used by KTM, Husquavarna and TM motorcycles, allowing them to pass Euro 4 emission standards. This is a worldwide achievement from Eureka's back door step!


There is always the threat of Neil building a small train track around the section for the kids, him being the big kid that would enjoy it the most. Fortunately, he is too busy to get this project underway, maybe that is a retirement project. He is too busy encouraging the kids to ride their motorbikes and taking them for rides around the section.

We enjoy our peaceful garden space, have 8 geriatric chickens who have no fear of the consequences of not laying eggs', as we can't 'put them down, and a lazy psycho cat that gets away with anything and everything when Neil is around! We no longer have sheep as they were too quick to get through the gate to the vegetable garden and then found it impossible to remember how to return through the same gate to the paddock. They became very tasty sausages.

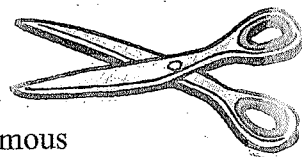
Eureka has been a great place to raise children and they have both returned with their families over the years between moves to a new home. We have enjoyed seeing the arrival of more native birds: tui and fantails in particular, and feel that the sanctuary at Maungatautari has made a difference for our community.

It was great to meet more Eureka residents on the road during the Lockdown, see the road busy with children biking and families walking together. It had a nice community feel and made us realise how important it is to slow down sometimes and enjoy what is around us, appreciate the small things!

*Neil and Claire Hintz.*



## Snippets



**DONATION THANKS:** to all the kind folk who generously make anonymous donations in the canister at Gull Eureka. Always very much appreciated. More than \$70 was recently banked thanks to your generosity.

**WELCOME TO EUREKA** to Kirsty Wagstaff and Jono Van Rooyen and their baby daughter, Gracie, who are the new owners of the Kane property next to the Eureka Hall. Kirsty is studying midwifery and Jono is a builder. A very warm welcome to you all. Ph. 0272596658

### **FAREWELL TO EUREKA TO:**

- Charlotte Williams, who is leaving Platt Road after 50 years. Charlotte and John arrived in 1970 and there raised their family of four, Ritchie, Alison, Linda and Gavin. Charlotte was always active in the community and enjoyed the past craft group, and helping John in their huge immaculate garden until his death 21 months ago. They travelled regularly to see family in Scotland and visit Alison in the US and Linda in the UK. We wish Charlotte well in her move to Queen Street, Cambridge, where she already has many interests and friends. Alison has been back home since Covid hit and will be a great help with the move. Our good wishes go with you Charlotte.
- Farewell also to Marie Kane who has moved into Hamilton after many, many years in Eureka next to the Hall. Les passed away two years ago and our good wishes go with Marie.
- And farewell also to the Johnson family who have sold their home on Waverley Road after four years back in Eureka.

### **ANNUAL UPDATED TELEPHONE LIST:**

Please find your new phone list along with your Express this month. Our sincere thanks go to John and Sue Marshall for their work in compiling the list over the past four years. As they are planning a move soon do we have a volunteer out there who may kindly take over this task? I am sure John and Sue will leave you with all the set-up required. Please phone Gail or one of the committee if you are interested. We will be delighted to hear from you.....

#### **Condolences**

Sincere Sympathy is extended to **Paula, Angus and Bob Trigg** and their families on the recent death of their dear husband and father, Tim, in Sydney on August 22<sup>nd</sup> after a short battle with brain cancer. Paula was our founding EE Editor and will always have a special place in our hearts. Our thoughts are with the family at this heart breaking time.

Sincere condolences are also extended to **Liz, Maddie and Kasie Thoresen** on the sad loss of their dear husband and father Chris on Sept 15 aged 60 years. Chris, Liz and Maddie moved onto Manor Park seven years ago and as their home overlooked Eureka Road we claimed them! They moved to Cambridge early last year. Our thoughts are with Liz and girls in their devastating loss.



## IN LOVING MEMORY OF THOMAS JOSEPH MUIR QSM



Born in Eureka on 17 November 1923 Tom passed away on 15 September 2020 almost 97 years old still a mine of information about the development of Eureka and the creation of his father's farm on Schollum Road.

Tom's father, Jack moved to Eureka from the King Country in 1919, having survived 3 years in France with a unit hauling explosives up to the front lines. His brother Joe had been farming here since 1914 and had married Violet Hunter. Jack 'took on' a 50ha block of scrub and peat which ran from the 'sandy drain' on Schollum Road down to the railway line. Joe farmed the adjoining block until he moved to set up the Shell Petrol Station in Thames Street Morrinsville around 1920.

Initially there were no boundary fences and Jack split blue gun posts at nearby Hunters Bush – 3 per chain (22 yards) for 80 chains (1 mile), a total of 240 posts. At first he built himself a whare, where he was joined by his fiancée, later wife, Muriel. To quote Tom's speech at his 90<sup>th</sup> birthday party, 'On her engagement Mum took a train from Auckland to Hamilton and stayed at the Amadale Hotel on Alma Street. She then took a train to Eureka Station, from where she walked for 600 metres on a stony road to the Big Dam, where she turned left and walked another mile to Dad's whare at Lot 2.'

By November 1923, when Tom was born, Jack had built all the farm buildings, including a house, using *Pinus radiata* from Casey's Hill near the Hunter Road junction. Muriel's share included providing oak furniture for the house. Electricity arrived after Tom was born.

The Muir children all attended Eureka School, Tom starting 1929, Valerie in 1930, Wesley in 1933 and Gladys in 1935.



When he returned to New Zealand and was demobbed in 1946 he hoped that he had sufficient farming experience to be given a rehab loan for land. However, the powers that be were allocating on the basis on how much fighting men had done in the desert, and Tom was turned down, having been in the Navy. Instead he was offered a place on a course doing carpentry around 1947. He obviously found his niche in building, because by 1950 he was not only certified, but had done extra courses which had allowed him first to become a Leading Hand, and then as an Assistant Instructor on the contract for State Houses. He was given membership of the Master Builders Association 1955.

One of his major works with his own company was building the first part of Wintec, including all the services – a job he was proud of as it was finished ‘on time and under budget’ in 1968. He completed over 12 large contracts in Hamilton, remodelled a fair section of Victoria Street, and also put up the first commercial building on Te Rapa Straight on the site where Bunnings is now.

It was in March 1968 that tenders were called for the building of the new Eureka Hall. Tom’s tender of \$18355 for the construction in 8 inch concrete blocks was accepted. That November, TJ Mir started the foundations of the new hall and by December had the steelwork, blockwork and roof finished – the building being closed in over the Christmas holiday break

From mid-January 1969 through to the end of February the committee made many visits to the new building and in consultation with TJ Muir and his foreman, D Connor, changed various parts of the plan to improve the new hall.

After the water tank and pump were installed, the grounds and carpark actioned, the interior floors, the kitchen, curtains etc all completed the Grand Opening was held on Saturday 19 April 1969. It was such a pleasure to have Tom attend the 50<sup>th</sup> Anniversary Celebration last year, along with his wife, Shirley and daughter, Carol. Tom never forgot his roots and will always be remembered with great respect and affection. To all Tom’s family goes our sincere sympathy in their sad loss.



*40<sup>th</sup> Anniversary of Hall opening 1969 - 2009  
Tom Muir (builder) Lila Duncan, Barry Mayall and Tom Hinton*



# HALL UPDATE

Life seems to be getting back to normal again, well at least the new normal for us all. The Covid restrictions haven't stopped people from using the hall and I must say we are getting some really positive feedback about the upgrades the committee have been doing. The new mural, the heat pumps and even the new stove got a mention. A lady who hired it a couple of months ago, remembered having her 21<sup>st</sup> birthday in the hall, (a little while ago now), but she also commented on what a great venue it is and will be looking at using it again.

There isn't much else to report on this month except that the committee have come into the new age a bit more and we are now doing on online banking. This will make it easier to check on bookings and to pay our accounts. Thank you to the Treasurer, Secretary and to the other committee member who have worked through this to make it work. No more cheques from us.

Still some time available to book an event, so if you would like to book a function, contact Gail Mayall 8241758.

We will still maintain the Covid scanning and hand sanitiser regulations in the hall, and we encourage anyone using the hall, to please use it.


Usage	Residents	Non - Residents
Meeting Supper room per day	\$ 25	\$ 50
Meeting Hall per day	\$ 50	\$100
Social function	\$150	\$250
Weddings & Dance	\$300	\$500
Children's party	\$30	\$ 30
Bond	\$400 Secretary's Discretion	\$500 Secretary's discretion

On beh



## WEATHER

Weather for August 2020		
Rainfall total	61.8 mm	
Rain Total for year	397.4 mm	
Rainy days	24	
Most daily rainfall	11.8 mm	24 <sup>th</sup> Aug
Highest wind speed	43.6 km/hr	21 <sup>st</sup> Aug
Temp high	19.4 C	12 <sup>th</sup> Aug
Temp low	-1.2 C	16 <sup>th</sup> Aug







## **ZK RON, a little history**

Back in approx. 1995 the Dominator single seat gyro was a new design, a promotional video and plans were available from RFD, and did they look exciting!

A set of plans were ordered and promptly arrived, four of us were to use this set of plans. Ken Middleton was first to complete his craft then Jim Mcewan, and Graeme Jury. RON's frame was largely complete around the same time but real work and lack of finance stunted its growth, it got placed in my shed roof for storage, several roofs in fact.

Sometime later, a decade or more, Grant Simpson, rating around in my shed roof for something else located the almost finished Dominator frame. With my permission he took the remains to his workshop and in an unbelievably short time frame finished it off, complete with a 503 Rotax engine. He proceeded to fly RON and show it off, forty odd hours in fact, with someone else's engine, the Rotax did not belong to either Grant or Myself, being an engine Grant had reconditioned and managed to convince the owner it needed to be run in, on RON. So it became known as the peoples gyro, being essentially a syndicate ownership. As you would expect the time came for the engine to go to its real home, Grant bought RON back to me and handed over ownership, 'just get another Rotax and go flying'.

I don't like Rotax and having built many two stroke dirt bike engines and bits thought I could build my own engine, how hard could it be? Quite difficult as it turned out.

RON's engine started off as what is termed a Tandem Twin with two single cylinders mounted on separate cranks arranged back to back using twin rotary valve induction. A favourite layout for many successful road race engines. I wanted a short engine and this setup was short being the length of only one crankshaft. Both cranks were connected with a single larger diameter gear between them, this also being the reduction to the propeller. All seemed well for the first few ground runs then disaster struck, broken crank gears. Six different styles of gearbox all had the same outcome so I reluctantly shelved that design.

Not to give up so easily, I decided to build a parallel twin two stroke (like a Rotax) but used crank case reed induction instead of rotary valve this time, reeds being most commonly used in almost all modern two stroke dirt bike engines. This engine used the same cylinders, recycled from the previous engine, same pistons, rods, carburettors and starter. A new crank was built but in an effort to keep the engine short again I ran the output drive off the middle of the engine, putting the propeller flange just past the rear cylinder. This engine suffered typical parallel twin type vibration, quite bad. I tried to fix it with changing the crankshaft balance factor but all that successfully did was shift the rpm where the worst vibration occurred. I knew this might happen, it only took 15 minutes of run time to start cracking the exhausts.

Pushed RON back into the corner of the workshop and that was that for about a year. I had been considering using a counter rotating balance shaft but didn't want the extra weight, what to do as without this shaft the vibration was a show stopper. One Sunday afternoon (several actually) I

built a balance shaft and bolted it up externally to the engine as a test with counter rotating bob weights flying around in mid air. Night and day! The difference, I could not believe how smooth this new addition made the engine feel and by this time I'd come to the conclusion that the balance shaft would double as the pre rotator output so not such a bad thing to have after all.

Ready to fly, but not with my home made ignition, I didn't trust it so I bought and fitted a rather nice programmable 12V CDI. What I didn't know was it had a fault with one channel prone to randomly advance on its own, detonation and then rapidly punching a hole in the piston, good times. Consumed a few pistons before the fault was found and finally rectified, another new ignition was the fix bugger it. I'm not ashamed to say that toward the end of this ignition fault problem I was starting to weld the holed pistons up and re use them, one of these pistons that underwent "surgery" ran for quite some time in the engine, even getting to fly for a while. The new ignition has been faultless along with new (second hand off Yamaha AG 100's) Nippon Denso coils as now I didn't trust the Chinese units that I'd fitted.

So there you go just like that, build and fly your own engine, 15 hours on this second engine (with the balance shaft integral now) new cylinders with power valve's fitted, all cast (including cylinders) and machined in the workshop out back of the house.

Now that RON is flying I flew the initial few hours at Matamata airfield, interesting note, while driving to the airfield I would look at the paddocks around the airstrip thinking, no problem I sure I could land there if the engine stopped but at 500 feet that confidence soon disappears, suddenly those paddock's look real small. So, I've relocated to Galatea, long strip with plenty of long flat paddocks surrounding, no power lines, and best of all no traffic. I'm under no illusion, this engine WILL stop at some point so I'm trying to stack everything in my favour.





How does she perform? RON will maintain altitude at 4700 rpm, fly nice between 5000 and 6000 with 6000 to 7000 rpm spare power up your sleeve, it goes well.

And for those that might wonder, ZK RON was named after Ron Hintz, my father, who was a rotorcraft enthusiast when I was a lad, being one of the original Benson gyro builders back in the day.

As an aside, true story, Ron Hintz was testing his Benson gyro glider one day at the top of Powderals Hill (Te Puke), windy day, good enough to tie the gyro down with a meter of rope off each wheel. My brother and I sat in the truck watching as we were told to do, he would hand start the rotors then proceed to fly the machine, like a kite, up until that meter rope got tight, an awesome sight for an impressionable lad. BUT the excitement didn't stop there that day, after a few 'flights' Ron stopped the rotors and came over to my brother and I. We were now to learn the real reason we had been volunteered for this mission. Ron wanted to know if his craft would lift the weight of an engine and had figured Ian and I were about that weight. Instructions were issued, Ian and I were to approach the craft from the front once the rotors were spun up, then attach ourselves to the mast standing on the keel just behind the seat, we were allowed one practice run with rotors stopped, I guess that was for 'health and safety' reasons. WOW, exciting and frightening all at once and yes his Benson would lift an engine or two small children as the case may be.

Excitement over, pack the machine up on the back of the Thames Trader and off home but with a caution, we were NOT to tell our mother. To this day Mums the word and yes that episode certainly made an impression on this lad.

---

## **YOUR COMMUNITY, YOUR REPRESENTATION - YOUR SAY**

**Tell us what the important aspects of your community are and what makes it your community.**

**Together we will design Waikato District Council's future representation arrangements (including wards and community boards) that best reflect you and your community.**

**To have your say please visit:**

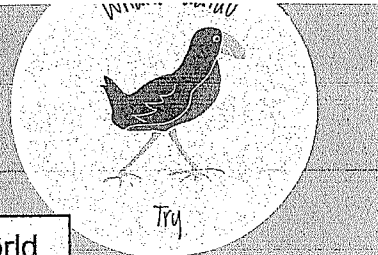
**<https://shape.waikatodistrict.govt.nz/reshape-waikato>  
or find a hardcopy at one of our offices.**



# **Reshape Waikato**

# Tauwhare School

RD7 Hamilton 3237 New Zealand  
admin@tauwhare.school.nz  
07 324 0864




Accomplished Learners Striving for Success in Tomorrow's World

## SPEECH CONTESTS

It was a privilege to listen to our eight finalists in this year's Tauwhare Speech competition. It was great to have Ms McCambridge back as our guest judge. She was thrilled with the high level of speeches this year which made her decisions very difficult. Congratulations to Tayla Kay 1st, Sienna Long 2nd, Heath Rogerson 3rd and Delta Downing 4th.

Tayla and Sienna went on to represent Tauwhare in the Rotary Speech Competition where there were 22 Yr 5 – Yr 8 speakers from 11 schools. Congratulations to Sienna Long, Yr 5, who was placed 3<sup>rd</sup> in this high level competition with her speech entitled "Gift of the Gab". 1<sup>st</sup> & 2<sup>nd</sup> were both Yr 8 boys.



## KIA ORA X-MAN!

Our tamariki love it when X-Man (aka Paul from Zero Waste) comes to school. They learn so much about reducing waste and sustainability in an engaging and fun-filled way. Paul tackles topics such as "The Litterless Lunch box", "Reducing & Reusing" and "Recycling & Composting."

## MAKER SPACE

Our maker space classroom is being put to good use!! We are exploring technological thinking using materials and construction.




Room 5 had a fantastic week in our 'maker space last week. First, we set up a shop and priced our parts accordingly, then we had to design a robot (following a strict criteria) and come up with a budget proposal. If our budget was approved, we were given some money and were able to go shopping for parts. We had to stick to our budgets, which wasn't easy, but we had a great time. How lucky are we to have this awesome space!




*Last week Room 1 finished up their Bridges topic!*

*They learnt about tension and compression and looked at different bridges throughout Hamilton and across the world. The students brainstormed, measured and came up with a*

*construction plan before working out the estimated costs for their materials! All seven of the bridges passed the success criteria and were officially opened!*




Worm juice for sale \$2 per litre



**Coming Up:**  
**Calf Club 16<sup>th</sup> Oct**





# Motumaoho School

2101 State Highway 26, RD2 Morrinsville 3372 | [office@motumaoho.school.nz](mailto:office@motumaoho.school.nz) | p. 07 8897597

September, Term 3 - 2020

Kia ora koutau katoa,

Our learners have been busy over the last few weeks; the seniors participating in the NYLD virtual learning, the juniors exploring nature in and outside of the classroom and the whole school learning about ways to reduce and reuse our waste with Zero Waste. We have also had some stunning days where we can enjoy exploring outside and having fun on Wheels Day.

## NYLD (National Young Leaders Day) Virtual Learning


NYLD virtual learning was a big hit with our seniors. The focus was on Kia Kaha 'Be Strong', Kia Maia 'Be Brave' and Kia Manawanui 'Be Steadfast'. All four speakers were inspiring through sharing their leadership experiences. The speakers were William Pike, Riley Hathaway, Okirano Tilaia and Stan Walker. Stan Walker also sung two cool songs at the end of the presentation.

## Zero Waste

Vicki the Zero Waste facilitator shared her knowledge with our learners about interesting recycled waste product facts and ways to reuse or reduce our waste. As a school, we are now implementing the ideas we learned about and have begun our Zero Waste journey.

*Nga mihi*

*Phillip Otto – Principal*



**NYLD with Stan Walker!**



**Juniors reading on the deck**



**Wheels Day**




### School Production

Week 10 at Newstead has been a busy week with our much anticipated production Rock Bottom finally coming to fruition and is in full swing.




All students and staff have all worked exceptionally hard to present a fun play about mysterious monsters terrorising the town and a volatile volcano ready to blow its top, can BC become a little boulder and hatch a plan to save his family, his friends and his very own precious Rock Bottom?

Tui Class looked great in their costumes and presented a stunning dance as part of the production.




### Waikato Museum Visit

All classes have been learning about the Stone Age and Dinosaurs to incorporate our school production. The junior school had a successful visit to Waikato Museum in August to view the Dinosaur rEvolution: Secrets of Survival exhibition.



I liked the moving dinosaur.




William



I liked the T-Rex.

Bodie

Tiwaiwaka Class have achieved some great art work and wrote stories about 'Dinosaur Drama'






### Cross Country

We had a really successful Cross Country last month in between the showers. The kids did really well and it was great to see the senior children supporting the Tui and Tiwaiwaka children as they ran around the course. We are always looking for opportunities for our children to develop and grow as people and Cross Country is one of them. Whether Cross Country is your thing or not, it's an opportunity to set goals, show perseverance and strategy, and develop positive, 'give it a go' mindsets. Congratulations to all the place getters.

### Country Schools Elite Cross Country

Earlier this term, a small team of 11 students represented our school at the Country Schools Elite Cross Country event. It was held on the Tamahere Reserve this year to meet the regulations under Level 2. We took a smaller than usual team this year and parents were able to watch from outside of the reserve boundary



My leg was  
sore. I liked  
it. Mack




I was faster  
than bunnies  
and the wind!  
Mattias



I ran with  
Julian and Jai.  
Phoenix

### Tough Guy and Gal Challenge

Recently, we sent 31 of our students to the annual Tough Guy and Gal Challenge. This is essentially a mud run that is held just outside of Ngaruawahia. This event was for Year 3 and above.



### UPCOMING DATES:

#### **October**

- 12 First day Term 4
- 16 Flower Show/Arts & Crafts Day
- 17 Ag Day / Election Day
- 21 Group Day at Newstead
- 26 Labour Day – no school
- 29 Waikato Show

#### **November**

- 20 Teacher only day – no school

#### **December**

- 10 Final assembly
- 11 Teacher only day – no school
- 14 School finishes 12pm – last day of school

# Pukeko Preschool



20 Scotsman Valley Road

[pukekopreschool@xtra.co.nz](mailto:pukekopreschool@xtra.co.nz)

07 824 0860

[www.pukekopreschool.org.nz](http://www.pukekopreschool.org.nz)

Kia ora koutou katoa, Pukeko Preschool has been busy this month exploring the new tree logs donated to our centre, climbing on and over them, sitting on them and creating different obstacle courses with them. We have been super busy transporting the sand which was delivered, shovelling it and wheelbarrowing it to our sandpits which are now super full. *We have been enjoying doing real work!* Painting is always a daily activity at Pukeko Preschool exploring it in different ways, our tamariki have especially been enjoying the different types of finger-paint we have provided over the last month.



On August 11th 2020, the Pukeko Preschool Trust Board's AGM was held.

The Trust Board for 2020-2021 is as follows:

Chairperson - Emma Elliot, Treasurer - Brendon Woods, Secretary - Kim Garland, Staff liaison- Katherine Shepherd.

Pukeko Preschool is located at 20 Scotsman Valley Road down the driveway beside Tauwhare School. We are licenced for 30 Children and are open from 7:30am-5:30pm daily. We offer a session time of 8:45am-2:45pm or you can choose your hours for daily bookings over 6hrs. We welcome children from 5months old into our beautiful new space for under 2's and all our staff warmly welcome you to pop on in for a visit to meet us and explore our new building equipped for tamariki 5months to 6yrs. Ph 07 8240860 or email [pukekopreschool@xtra.co.nz](mailto:pukekopreschool@xtra.co.nz)

Pukeko Preschool offers 20hours Free ECE. We welcome you to make contact with us for more information, check out our website [www.pukekopreschool.org.nz](http://www.pukekopreschool.org.nz) or find us on Facebook 'pukeko preschool in Tauwhare'



# TAUWHARE INDOOR BOWLING CLUB

Welcome to September's newsletter.

The bowling season for Tauwhare bowls has now finished so this will be my last news letter for this year and the next one will be in February 2021

It has been a very different and frustrating season for all bowls throughout the country. Apart from when the Waikato District Council closed all halls in the area we managed to keep playing on a Thursday evening. Most evenings were well attended and as per usual there was much fun and laughter. The president and vice president's night as well as patron's night were great evenings and a nice way to finish the season.

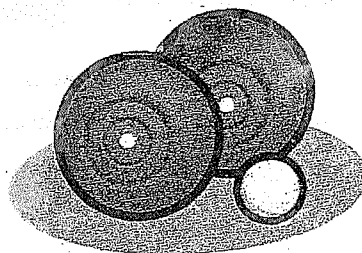
We held our AGM and prize giving last Thursday. The trophy for the most improved player went to Xavier Perry which was well deserved. Well done Xavier!!

Two players from Cambridge came to a few of our evenings and it was great to have them join us.

Well that appears to be it for 2020. It would be great to have some new players next year so if you are interested then please come along on a Thursday evening to the Tauwhare hall. The first evening will be the first Thursday in March. No competitions or championships in March – just roll up nights.

If you would like more information then do not hesitate to contact one of the following people:-

Jim and Rosalie Arnold	07 887 4832
Bev Meads	021 172 7822
Kevin Williams	07 824 0728



## TAUWHARE GARDEN CLUB

[launched in late 2019]

Monthly meetings, garden visits, guest speakers and more.  
Find us on Facebook – search for 'Tauwhare Garden Club' or contact Pippa on

0272935184 for details



## Lemon Brownies

1 c all-purpose white flour  
¾ c sugar  
¼ tsp salt  
¼ tsp baking soda  
2 eggs  
¼ c plain yogurt or sour cream  
3 tbsp vegetable oil  
Zest of 2 lemons + 2 tbsp fresh lemon juice

### Glaze

1 heaped cup of icing sugar  
Zest and juice of one large lemon



Preheat oven to 350°F and line a 20 x 20 cm cake pan with baking paper (no need to grease pan). Make sure to leave excess paper up above sides of the pan – use it to lift the brownies from the pan when cooked.  
Zest the 2 lemons. Add flour, sugar, salt, baking soda, eggs, sour cream/yogurt, oil and lemon zest and juice into a medium mixing bowl. Stir for roughly 30 seconds to make a smooth creamy batter.  
Pour into baking pan. Bake for 20 minutes. Cool in the pan for 5-10 minutes. Lift out of the pan and spread glaze over warm brownies.

## Spring Onion and Cheese Muffins

2 Cups flour  
4 teaspoons baking powder  
½ Teaspoon salt and freshly ground black pepper, to taste  
1 egg  
¼ cup of light vegetable or canola oil  
1 cup milk  
1 cup of grated cheese  
4 spring onions, finely chopped

Preheat oven to 200 degrees C.  
Mix everything in a large bowl.  
Spoon into oil sprayed deep muffin tins.  
A little tip; for glossy- shiny topped muffins, sprinkle a few extra shreds of grated cheese over the surface of the muffin. Bake at 200 C. for approx 20 minutes until puffed up and golden brown. Cool on wire rack. Serve buttered (Makes 12)



# IN THE GARDEN

*Hi everyone*

Times are very different this year than any other year since World War 2 as Covid 19 has taken over the world. The plant growing and selling business, including garden centres, has never in the last 15 odd years had such a high demand for plants especially vege seedlings. At Roachs our online orders were the most on a weekly basis; some weeks we were getting over 100+ orders. Online ordering is very good for any business and saves a huge amount of timely phone conversations. The weather plays a huge part in how and when people buy plants. The heavy frosts in the past few weeks prevents planting of some of the tender plants (eg tomatoes, courgettes) any earlier unless you have a hot house. The most questions that people ask me is *why have my hedge plants died in different parts of the hedge*. In most cases the simple answer is *do you use weed killer around your garden plants and hedge* and 75% of people say they do and most often it is Roundup that they have used. If this is the case it can take up to 3 months to show up damage on the tips of the plants. On any other plants it will also show up as the branches or leaves will shrivel up on the tips of the plants. If this damage is noticed very early, prune the plant back to half its height where the spray may not have reached; this should save the plants from dying any further. Vege plants should be planted but hold back on frost tender plants as I mentioned earlier.

We all strive for weed free gardens as life is very busy for most of us. Roachs can help with free advice on our weed free compost which is in high demand. Our compost is weed and bark free and basically organic but we can't call it organic as we are not registered as organic. As for bark, wood shavings etc -if used around bigger trees it is not a problem. But if put around smaller plant camellia, roses, azalea, shrubs etc. these plants will not perform as well as they should do as it is proven that bark can suck nutrients from the ground over time.

Lots of you will use weed mat. Weed mat stops weeds from growing around your plants but it is impossible to get fertilizer around your plants unless you put it around the stem. If the plants have new roots this will burn all the new roots if it falls down. In conclusion, Compost or else is 100% better for your plants and garden.


Welcome to new people in the area. We are located 150 Schollum Road. We have deciduous trees, fruit trees, rose plants, vege seedlings. We can also source out any other plants like hedge plants, get a price and get back to you. Our compost is available by bags, your trailers or our truck. Or we can deliver as required. Roach's hours are 8-4 weekdays and weekends by appointment. I am around most weekends so phone if this suits you.

***Happy gardening everyone from the Mike and the team at Roachs***

Roach's Nurseries Ltd, 150 Schollum Rd, Eureka, R.D.2, Morrinsville 3372

ph : 07 824 1725 / fax: 07 824 1735 / mob: 027 4955 183

[www.roseplants.co.nz](http://www.roseplants.co.nz)







## Top 6 reasons for switching to shampoo bars

### 1 – Reduces packaging waste

The shampoo bars and conditioner bars come in cardboard packaging, which you can compost or put in your paper recycling. No more plastic bottles!

### 2 – Easy to store and the shower is tidier

After I've used the shampoo and conditioner bars, I leave them to dry out, then pop them in the bathroom cabinet. As they are small and usually square or rectangle, they don't take up much space and stack easily.

### 3 – They are usually made from natural ingredients

As Ethique, a NZ based company making shampoo bars, say on their website:

'Every Ethique bar is made with 100% naturally derived ingredients. This means that each bar is free from parabens, petroleum by-products, palm oil (and its derivatives), synthetic fragrances, formaldehyde donors and other ingredients.'

### 4 – Easy to take along when travelling, camping, going swimming, going to the gym

One of the biggest bonuses of shampoo bars is that they are so easy to take with you. As they are so compact, they can fit in a small waterproof box, and pop in your bag when you are travelling or camping, etc.

### 5 – Lasts longer than liquid soap

As they are a solid concentrated bar, they don't contain water like liquid shampoo does. Because you add the water yourself, you only use a little of the bar each time. With liquid shampoo, I often used too much when I poured it out. This doesn't really happen with a bar.

### 6 – Makes your hair look and feel great

I have found that shampoo bars and conditioners have made my hair feel cleaner and softer than regular liquid shampoo.

They do cost more than a cheaper bottle of shampoo. However, as a bar of shampoo is equivalent to around 3 bottles of shampoo, overall the price is pretty. Some bars have lasted me for 6 months, whereas I would have used 4 or 5 bottles of shampoo in that time.

Find me at [www.eco-pippa.com](http://www.eco-pippa.com) and follow me on Facebook, Instagram, and Pinterest – search for 'Eco Pippa'.

**Pippa**

## Reducing dependence on China

With the revelations that the Chinese government knew about COVID-19 as early as November 2019, mounting evidence of WW2-style concentration camps holding 1-3 million muslim women, men and children in Xinjiang, not to mention the recent news that 800 NZers are being tracked by the chinese government, many people are wondering how to cut ties with China or to reduce their dependence on Chinese goods and services. Cheap is cheap, as they say, but the cost at this point is to health and morality.

For computers there's no easy answer. Most computer components or products are produced entirely or in part in China, with both Apple, Google and other major tech companies heavily invested in the Chinese tech infrastructure. The supply lines to and from China run so deep that at this stage it would take a war to disrupt them. Add to that the fact that most of the world's rare earth production (magnets, etc) come from China and it's hard to distance the tech industry from the abusive power structure in place there.

So what can you do? Well, the four 'R's can help you: Re-use, Repair, Repurpose and Recycle. All four of these reduce income to China. *Re-use* is easy: computers as a whole have not progressed significantly in terms of performance since 2010. We reached a brick wall in terms of how fast electrons could be pushed and changes since then have been largely architectural. Which means a computer from 2020 may only be ~50% faster than one from 2010 in terms of raw CPU power. But solid state drives (SSD) can easily be used to upgrade existing systems and make them significantly faster, because SSD's are roughly 10X faster than regular mechanical drives. So upgrading your hard drive becomes a cheap and effective alternative to a new computer, as well as a good safety measure since hard drives have an average lifespan of about 6 years.


In terms of *repair*, system components such as hard drives, memory, power supplies or motherboards in computers may fail but can usually be replaced. If they can't, the second-hand market is overstocked on computers as little as 5 years old (usually from businesses upgrading their stock), so if you want to increase your *reuse* of computers you can get a second hand machine and optionally replace the hard drive with an SSD. Surplus computers can also be *repurposed* by tech-savvy individuals as backup servers, media centers for your tv, or educational tools. Kids can learn a lot from taking apart and putting back together old computers with the supervision of a knowledgeable adult.

Lastly we reach *recycling*, for which there are many outfits in the Waikato. Most will repurpose or on-sell computer equipment when able or strip them for scrap metal when that isn't possible. I am partnering with local IT recyclers to provide 2nd-hand computers which have been rigorously tested and checked, but still provide modern performance via SSD drives, as an alternative to new computer purchases. It's not much, but anything one can do to reduce our dependence on China helps the world at large at this stage. Apropos of nothing I should note that all of my articles – of which this is the 40<sup>th</sup> – are now available online at [homepcsupport.co.nz/articles.htm](http://homepcsupport.co.nz/articles.htm).

Want a new/2nd-hand computer, or to repair your existing one? Phone Matt on **0211348576** or email [info@homepcsupport.co.nz](mailto:info@homepcsupport.co.nz). \$60 per hour on-site, or \$50 for drop-off-to-workshop services.



## Bentley Home PC Support



## CO Comment for Eureka Express:

And just like that calving is over (except those last 2 cows who feel like they take longer to calve than the first 200!). That means that mating is just around the corner and not to mention people will be planning what crops to plant and when they'll be going in over the next month to 6 weeks. Who said calving was the busiest time of year?!

Some things that might be on your mind....

### **Pre-mating heats:**

If you haven't already, now's a good time to get some tail paint on the cows and be checking for pre-mating heats. The target is for 85% of cows to have cycled before mating starts. This will give you an idea of how things are going and whether something needs to be done (intervention such as CIDR's, putting cows that haven't cycled on OAD, preferentially feeding), to give them the best chance of getting back in-calf.

### **Crops:**

- **Early cultivation:** The word on the street from technical reps is that some farmers are wanting to jump the gun on getting crops in with the warmer spring we've had. Advice is that there may not be much benefit if we get a late frost, only losses from the pasture you would have grown over that time otherwise.
- **Contractors:** With border restrictions due to covid limiting migrant labour, it's important you communicate with your contractors early as to when you're planning on getting crops in and what their current situation is in terms of staff.
- **Cultivation methods:** Soil organic matter is made up of many living organisms, which can be negatively affected by heavy tillage and deep cultivation methods. Many crops can be established using minimal or no till options which can minimise damage to the soil without impacting yields.

Until next time....



**Ashley Smith**  
**DairyNZ Consulting Officer – Hamilton**  
**027 807 3049**



## It's All About Worms

As we welcome the spring and warmer weather so do the parasites which have overwintered on the paddocks. These parasites are sitting on the grass waiting to be eaten by the newly weaned calves. It takes about three weeks from the time they have been eaten to start putting eggs into the calves faeces and recontaminating the paddocks. Each calf can potentially shed hundreds of worm eggs and can potentially heavily contaminate the pastures.

The eggs hatch in the faeces and the life cycle continues outside the calves. In fact, most of the worms on a farm are on the paddocks and not inside the animals at all. This means worm drenches are only killing part of the worm population and using too much drench will quickly cause the population to become resistant.

It is a good idea for the young calves to become infected with small worm populations so they can also develop a natural resistance. For this reason, it is not a good idea to use pour ons or injections before Christmas.

Use oral drenches only which only kill the worms present in the gut.

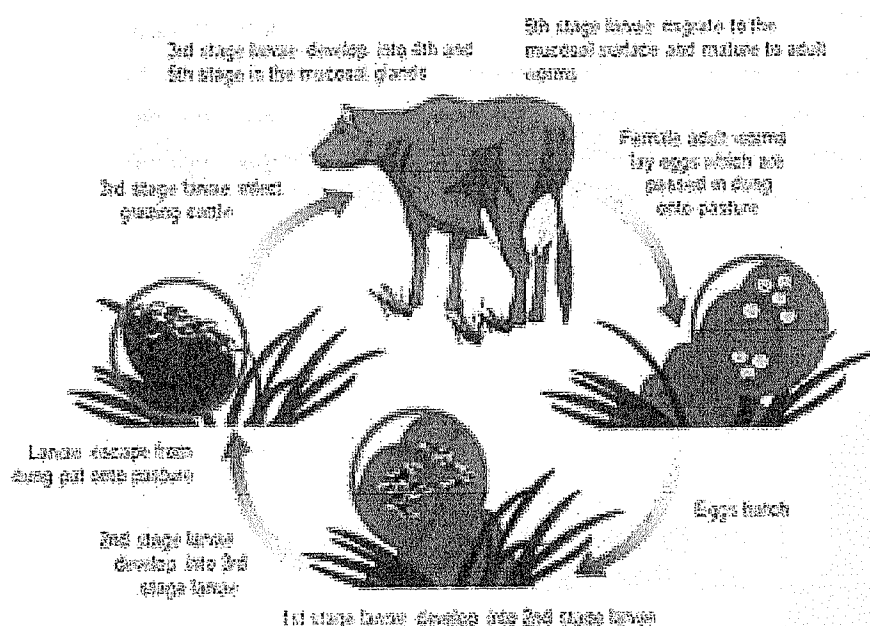
Don't worm drench calves which have had no access to grass as they will have no worms.

Take faecal samples from a few calves to check if they have worms—it is a cheap test and could save you money.

After drenching leave the calves on the paddock they came from for a few days so they will eat more worms. Most of these worms will not be resistant to the drench and will mate with the worms in the gut which have survived the worm drench. These eggs will be more susceptible to the drench.

Only drench the calves showing signs of worms. This leaves "healthy" calves with worms which will produce more worms susceptible to worm drench. The healthy calves are obviously resistant to the effects of the worms.

Not all scouring calves have worms—there may be something else wrong—TAKE A FAECAL SAMPLE.





Councillors have returned to meetings at Ngaruawahia. After nearly six months of *Zooming* into meetings from my home office I am again driving the 54km round trip to our headquarters in Ngaruawahia.

Last month I mentioned that a review of our District's representation arrangements is **underway**. Why – so that your local representation (councillor, community board and wards) best reflect your community's interests. **Submissions close on Sunday 27 September**. Have your say online at - <https://shape.waikatodistrict.govt.nz/reshape-waikato/community-survey>

**Daylight savings** starts at 2am on Sunday 27<sup>th</sup> September. We all know to adjust our clocks but don't forget to **check your smoke alarms**. There are some very good tips on smoke alarm maintenance on the Fire & Emergency website <https://fireandemergency.nz/at-home/smoke-alarms>

I noticed in the latest WDC e-newsletter a reminder from the Ministry of Primary Industries (MPI) that a shellfish biotoxin warning is still in place for the West Coast - Do not collect or eat shellfish from this area while biotoxin warnings are in place. Check the MPI website for more details or phone them on 0800 008 333.



If you have recently registered your dog and would like to go into a draw to win dog treats go to our Facebook page, post a photo of your dog wearing its new dog registration tag and you'll go into the draw to win one of the prize packs. The competition closes on Friday 2<sup>nd</sup> October.

\*\*\*\*\*

## Council is asking for feedback on its proposed Alcohol Control Bylaw.

*The purpose of the bylaw is to reduce alcohol-related harm, and the potential for public nuisance, damage to property and offensive behaviour as a result of people becoming intoxicated in public places.*

*The proposed new bylaw supports safe alcohol consumption habits by controlling where and when people can possess or consume alcohol in public places, says Environmental Health Team Leader Anthony Pipe. This is done through a mix of permanent, seasonal and time bans in our towns, urban areas, beaches, and reserves.*

*There are three key proposals for consideration and we want to hear what our communities want. What do you think about what we are proposing? Have we got the proposed bylaw right? Let us know by making a submission and having your say. You have until 5pm on Monday 5 October 2020 to send us your feedback."*

*If you have any questions about making a submission, you can contact us on 0800 492 452.*

*A hearing will be held in October. After the hearing, Council will consider all the submissions received and make decisions on any amendments to the proposed Bylaw as a result. Council will consider a final Alcohol Control Bylaw for adoption on 14 December 2020.*

*To view the proposal and to make a submission please visit one of our office or libraries or go to:*  
<https://shape.waikatodistrict.govt.nz/proposed-alcohol-control-bylaw-2020>

\*\*\*\*\*

## During the school holidays you may like to visit the Jurisich Experience at Waikato Museum.



Hamilton-based artist Gaye Jurisich has developed an international reputation for creating large-scale art installations and now she has created four new ones for a special exhibition at Waikato Museum.

**'The Jurisich Experience: In-situ Installations by Gaye Jurisich'** is now open and runs until Sunday 1 November.

Museum staff report that children have already started having fun interacting with one of her installations on the Museum's forecourt called 'Gathering' – a colourful piece that entices young visitors to hop from tile to tile as they make their way in to the Museum.

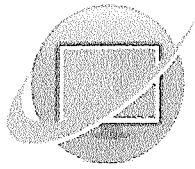
'Long Long Summer' – a huge yellow waterfall of compostable strips made from cornflour starch – greets visitors in the museum foyer and draws your eyes up to another work of yellow powder-coated steel 'Carcass' hanging from the vaulted ceiling. A fourth installation, 'Still', employs multiple strands of fine white and black twine that stretch across the full expanse of The Barry Hopkins Gallery, inviting contemplation.

Waikato Museum Director Cherie Meecham says, "We're delighted to have this opportunity to feature Gaye Jurisich's work at Waikato Museum and I encourage visitors to come here to experience it."

Contact me any time -

Rob McGuire – Councillor Eureka Ward

Ph. 824 3696 / Mob 0274 970 966 / Email: [rob.mcguire@waidec.govt.nz](mailto:rob.mcguire@waidec.govt.nz)




# CTAS




100% NZ Owned and Operated

- TXT and Email Alerts and Reminders
- TXT Shortcodes for your business or club
- Flight Status by TXTing your Flight to 8808
- Live Video and Audio Streaming on the Internet



Create and Share information by TXT

[www.ctas.nz](http://www.ctas.nz) | [sales@ctas.nz](mailto:sales@ctas.nz) | [www.youtxt.nz](http://www.youtxt.nz)



**"Your animals,  
our commitment.  
We aim to strengthen the  
health of our animal  
community by providing  
accessible, compassionate  
and affordable,  
quality veterinary care."**

If you aren't able to visit our practise in Morrinsville, we can bring our expertise right to your door or paddock!

**Ph 07 889 0414**

**JBVISSER  
VETS**   
For your Livestock & Pets






161 Morrinsville Road, Hamilton, 3286  
 Phone: 07 856 4522 Fax: 07 856 9487 Email:  
 enquiries@newsteadvets.co.nz  
 Website: www.newsteadvets.co.nz


Newstead Vets offer a full range of veterinary services for small animals including:

- |   |                         |
|---|-------------------------|
| Consultations (by appointment only)     | Referral to Specialists |
| Soft Tissue and Orthopaedic Surgery     | PennHIP Certified       |
| Digital Radiography and Ultrasonography | Full Laboratory Service |
| NZVA Microchipping Accredited Practice  | Hospitalisation         |
| Nutrition and Product Advice            | Cremation Service       |
| Rural location with ample parking       | Convenient Online Shop  |



## Eureka Storage

Many options from 9m<sup>2</sup> - 307m<sup>2</sup>  
 Short term + long term  
 Call me to discuss your requirements



Cuneo Piedmontese  
 HEART • HEALTHY • BEEF

Pedigree + Commercial  
 Purebreeds For Sale  
 Bulls, cows + yearlings

Don Knight 0274950535

117 Hooper Road, Eureka



Jackson Contracting

*Growing Together*

Maize, Grass  
 Silage & Hay  
 for Sale!

Providing Professional Agricultural Contracting Services



Services Include:

- Baling, Round, Big Square & Conventional
- Spraying
- Grass Silage – Chopper & Loader wagons
- Maize Silage – Cultivations, Planting & Harvesting
- Bulk & Hiab Cartage

Call Jeremy Rothery for inquiries or bookings 027 526 2441

www.jclag.co.nz



## TAUWHARE HOME KILLS


**TREVOR & LEONIE BRUNTON**

**1126 TAUWHARE ROAD**

**PH: 07 824 0880**

**FX: 07 824 0809**

## SOIL AERATION



Overcome the compaction of soil structures which result in excess moisture on pasture surfaces, shallow root systems and restricted plant growth with our soil aeration service.

**Contact: John & Craig  
Reed**

**Ph: 07 824 1645**

## EUREKA POULTRY FARM

**13 Hooper Road  
Ph 824 1762**

**NIC & MARIA STOLWYK  
Hobby Hens**



**Young pullets from  
5 weeks to point-of-lay  
Great for lifestylers  
Bagged up chook manure  
Hours Mon-Sat 8-6**

## COMPUTERISED BULK SPREADERS LTD

Cartage & Spreading



## FERTILIZER, LIME, UREA SPECIALISTS

**Competitive Rates**

**PETER JONES**

**027 496 3370 07 887 4000**

**26 years service in the  
Morrinsville district**



## Interiors on Hoeka

**GIFTS - INTERIORS - KIDS**

**196 HOEKA ROAD, RD4  
MATANGI, HAMILTON**

**FOR AN APPOINTMENT  
CONTACT ME**

**029 886 6983**

**interiorsonhoek@gmail.com**



**safe water fast**

**Premium water tank cleaning and purification  
without the premium price tag**

**Resolve smells, bad tastes and contamination**

**No purchasing replacement water**

**No damage to inside of tanks**

**100% satisfaction guaranteed**

**Ministry of Health recommend annual servicing of your collection tanks**

**When were yours last cleaned?**

**Craig Nicholson 027 660 5329 0800 SAFE H2O  
cgn@safeh2o.co.nz www.safeh2o.co.nz**

## The Kitchen Lady

**For your design,  
manufacture and  
installation needs.  
We come to you.**

**RENEE MOUAT**

**021 177 8695**

**www.thekitchenlady.nz**



**KITCHENS | VANITIES | LAUNDRIES | WARDROBES**

## Hire The Eureka Hall



**For Details Contact:**

**Gail Mayall**

**07 824 1758**

**or 021 211 3348**

**gandb.mayall@gmail.com**

# nzgardenhsheds

*the best little Sheds around!*

Your **local garden shed supplier** of  
NZ made, self assemble Garden Sheds  
(Zincalume or Colour Steel)

**GET IN TOUCH...**

- \* **EASY ASSEMBLY**
- \* **MADE TO LAST!**

## Waikato Shed Company


218 Hunter Road, Eureka,  
Hamilton

Phone: 07 824 1045

Email: [sales@nzgardensheds.co.nz](mailto:sales@nzgardensheds.co.nz)

**ENQUIRE FOR A BROCHURE NOW**

## FRESH APPLES & PEARS STONEFRUIT IN SEASON




## NEWSTEAD ORCHARD 552 Morrinsville Road

OPEN MON-SAT.  
W J McMiken & Co  
Morrinsville Road  
Tel. 856 4478

## LAWNMOWING & GARDENING SERVICES

Professional lawn & garden-care service



## Alex & Sharyn MacDonald

**For free no-obligation quote:**

Phone: 027 479 7282  
or 027 308 6781

Email: [macdonaldmowing@gmail.com](mailto:macdonaldmowing@gmail.com)  
[www.lawnandgardenservices.co.nz](http://www.lawnandgardenservices.co.nz)

Residential - Rural - Commercial Mowing  
Spraying - Fertilizing - Weedeating

## ROSS PUMPS

&

Filtration Specialists Ltd



Servicing and installation  
On all types of pumps  
Full Water Treatment  
Service Available

## DAREN ROSS

Tel. 8241 726 or 0274 346 571

Fax. 8241 879

Email: [rosspumps@xtra.co.nz](mailto:rosspumps@xtra.co.nz)

## SPYVES PANEL SHOP for all Panel and paint requirements



## AUTOROBOT CHASSIS and ALIGNMENT MACHINE

Ph Ron or Karen 8241 890

Fax 8241 892

Mob 027 280 0346


## HAIRFIELDS

HAIR DESIGN

95 HOOPER ROAD

Sharon Laurent

Full salon facility in Eureka  
Total hair care professional  
with many years experience  
Agent for Nutrimetics also



Open Tuesday to Thursday  
Late nights Tues/Thurs  
Tel. 824 1712 or 027 280 5978


# Sam Ware

MARRIAGE CELEBRANT

**021 897 706**

[sam@samwarecelebrant.co.nz](mailto:sam@samwarecelebrant.co.nz)

[www.samwarecelebrant.co.nz](http://www.samwarecelebrant.co.nz)



## BARBARISTA

Your local coffee & food trailer  
Located at the Eureka Hall

### Winter Hours:

Monday - Friday  
7am - 2pm

Eftpos available, Credit  
Cards, Paywave &  
ApplePay now  
accepted (Bank fees may apply)

Pre-order with Barb  
**021 241 3378**



## Pilates Studio In Eureka


Group, private & duet  
sessions available

Mat, Reformer & Barre

Contact: Jas 021 904 806

[facebook.com/thepilatesshedhamilton](https://facebook.com/thepilatesshedhamilton)





# ***GULL EUREKA***

**PETROL – DIESEL – LPG - OILS & LUBRICANTS**

**FARM SUPPLIES – GROCERY ITEMS**

SHOP HOURS: MONDAY TO FRIDAY 7:30AM – 6:00PM

SATURDAY 8.00AM – 12.00PM

**AND NOW: FUEL 24 X 7 PETROL & DIESEL FROM OPT (OUTDOOR  
PAYMENT TERMINAL)**


**EFTPOS – RD1 FARM SOURCE – FARMLANDS – CARDLINK**

**AMEX – MASTERCARD – VISA**



us on Facebook for discount day and promotional information

## **Walling** **CONTRACTING LTD**



For all your:

- Ground Cultivation
- Planting
- Re-Grassing
- Under Sowing
- Grass Silage
- Maize Silage
- Digger &
- Spray Requirements

Ph: 07 824 0894

Rebecca: 027 493 4476

Email:

walling.contracting.ltd@gmail.com





# WAIKATO SHED C O M P A N Y ✓✓

great sheds, done right!

## Local Company based at Eureka

Our sheds are all made from NZ Steel and certified NZ made so by purchasing from us you are supporting more than one New Zealand Business

Lifestyle  
Rural  
Industrial  
Habitable  
Sleepout

## Waikato Shed Company

218 Hunter Road

Eureka


07 824 1045

[Enquiries@waikatosheds.co.nz](mailto:Enquiries@waikatosheds.co.nz)

[www.waikatosheds.co.nz](http://www.waikatosheds.co.nz)

For Unique Shed needs – Customised, Cost effective Sheds


With our specialised shed design knowledge, expert guidance and extensive building experience, we can help you to create the ideal shed to suit your style and budget.




Habitable Interior




Habitable Exterior



New Industrial Shed at Raglan



Room for the Motorhome



Rural

Full Build & Kitset options enquire now





## Local Company based at Eureka

Our sheds are all made from NZ Steel and certified NZ made so by purchasing from us you are supporting more than one New Zealand Business

Lifestyle  
Rural  
Industrial  
Habitable  
Sleepout

### No Bull Sheds



218 Hunter Road

Eureka

07 824 1045

[Enquiries@nobullsheds.co.nz](mailto:Enquiries@nobullsheds.co.nz)


[www.nobullsheds.co.nz](http://www.nobullsheds.co.nz)



## Meet Our Sales Team



*Jason Davis*  
General Manager



*Kevin Oakes*  
027 755 5147



*Shane Keat*  
027 221 4155



*Josh Petersen*  
027 229 7709

## Give one of us a call

You have the ideas, We have the know-how  
Let's get together and design your ideal shed