

Eureka Express

Vol XXXVIII no. 10 Circ 315

December 2017



Merry Christmas

EDITORIAL

Greetings everyone from our home at 223C Waverley Road, Eureka. We share our lovely new home with our two adopted boys, Max and Sam 3-year-old twin part Persian cats. They keep us entertained and under their control©

At the end of 2011 we decided to sell our 5 acres in Taitua Road where we had lived for 22 years. It was time for a change. The property sold so quickly we hardly had time to catch our breaths. It was a beautiful place to live overlooking the Taitua Arboretum, the bird life was beautiful Tui, Kaka, Pheasants, and others. It is the call of the Tui that we have missed the most. In the past couple of months, we have heard a Pheasant several times so that is great.

We then moved to Te Uku to 'house / farm sit' 35 acres. Interesting life and the 9 months flew. We had found this piece of land, but it was a little early to have built, so we moved into a Granny flat in Tamahere for 6 months which ended up being 9.

Duncan and I purchased our piece of land from Lin and Kevin Buckley in 2013. Duncan being a builder, we were able to get moving quickly as we had had the previous 12 months 'house sitting' and making our plans for our new home.

Duncan built the shed and we moved in there for the time that it took to build our home. We moved in, in July 2014. In September of that year I resigned from my position at a busy Intermediate School where I had worked for the past 21 years as Executive Officer; it was time for a change. Duncan carried on building.

I am now working part time as an Accounts Administrator for a General Carrier and Duncan is still building.

We have a grown family, Carl and Cara and their two little princesses living in Whatawhata, Glen who is currently working and living in Sweden, Michael and Natasha and their two children are close by in Morrinsville and Amy, Matty and their children live in Taumarunui.

Duncan grew up in Whakamaru and attended Mangakino High School. I grew up in Putaruru moving to Hamilton in the late 60's as my Dad decided that there was not enough opportunity for his six children in Putaruru. I spent my last High School year at Melville High School.

As summer is here (finally) BBQ season has begun in earnest© I am sending in two recipes for some "Chinese Burgers" that was what they were called so I will not change the name. Yes you do get mucky hands making them, but the result will be well worth it. The recipe was given to me about 30 years ago by a beautiful lady in Australia and they are a big hit at any BBQ. Do try them. The other is a Chicken and Cranberry Burger.

We take this time to wish each and every one of you a Merry Christmas and wonderful 2018.

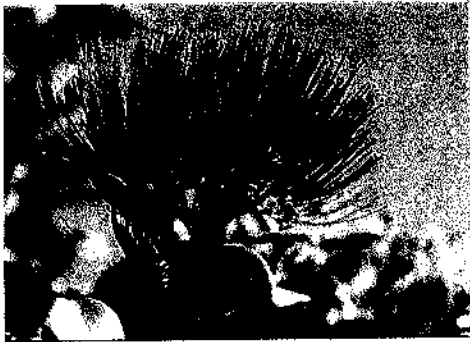
Stay safe over Christmas and during the holiday period.

Paulette, Duncan and Max and Sam Corby



POHUTUKAWA

I think perhaps I'll never see, a more magnificent a tree
Than our pohutukawa on display with gorgeous blooms each Christmas
Day
Those dangling roots in search will cling to cliff or rocks or anything
And nature put this gem so long ago where other trees just couldn't grow
Thus in pohutukawa's ancient past a gene had formed to make it last
And claim today triumphantly, that it's New Zealand's Christmas tree.



SOME 2018 DATES FOR YOUR CALENDARS

Public Holidays

Waitangi Day February 6 Good Friday March 30
Easter Monday April 2 Anzac Day April 25
Queen's Birthday June 4 Labour Day October 22




School Terms

1st term Monday 29 Jan - Friday 13 April
2nd term 30 April – Friday 6 July
3rd term 23 July – Friday 28 September
4th term 15 October – Friday 20 December (approx.)

RAINFALL

Weather for November 2017		
Rainfall total November	32.3 mm	
Rain Total for year	1266.5 mm	
Rainy days	11	
Most rainfall	7.5 mm	14 Nov





THE EDITOR AND COMMITTEE OF THE
EUREKA EXPRESS

Wish all our readers, advertisers, contributors, and distributors,

Seasons' Greetings,

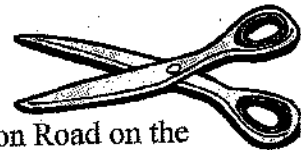
A very Merry Christmas and a happy New Year.

All the best for a happy and safe 2018

Merry Christmas



SNIPPETS



BIRTH: NEW BABY CONGRATULATIONS TO Stephanie and James King of Hinton Road on the arrival of another darling daughter, Evelyn Alva King on December 2nd. A lovely little sister for Vivienne. Very best wishes to you all.

FAREWELL TO EUREKA TO Gavin and Leanne Jeffcoat of Hunter Road who will be on the move in the New Year. They have sold their property after 17 years and are heading to Coromandel to set up a new business. Our best wishes go with you both.

Notice:

\$1 Book Fair
Friday 15th – Sunday 17th December 9am – 6pm
Eureka Hall



MARKET PLACE

Offers:


Laundry tub/cabinet. Phone 0211409074

Casual Relief Milker wanted

Sole charge milking 265 cows through a 30 aside HB shed. Must have experience. Eureka area. Contact Max 0273832580

Tauwhare School

RD7 Hamilton 3287 New Zealand
e admin@tauwhare.school.nz
t 07 824 0864



Accomplished Learners Striving for Success in Tomorrow's World

Roll: 184

SPEECH CONTEST

The standard of our Yr5 & 6 speeches was very high and this year; they certainly did not make it easy for our judge, Mr Selwyn Cook. Congratulations to Georgie Brown who won with her wonderful speech on Food Waste. Second was Rhiley Whitiora who spoke about Tourettes, and third was Mitchell Robinson with his speech on Supernatural Events.

T-Ball

We got many complimentary comments from the 9 schools for Miss Ross on her awesome organisation of the T-Ball tournaments. Tauwhare Stars came 2nd = in the B League.



Thank you to Marion Rogerson, Robyn Holden, Adele McMillan and Julie Mitchell for managing our school teams. We all had a fantastic day with some great results.

ACADEMIC RESULTS

Once again we were very pleased with our results for the year. Even though we have had sustained roll growth with many children arriving during the year, we have worked hard to make sure every child receives the help they require to achieve to the best of their ability. We thank our Board of Trustees for supporting our teachers and children by supplying extra resources and extra teaching staff. A huge thank you also to our hardworking and passionate teachers and teacher aides for their dedication to our children.

2017 Results	Reading	88.7%
	Writing	80.8%
	Maths	85.7%

Our results are well ahead of National averages: Reading 77.8% Writing 71.2% Maths 75.4% While academics are very important we believe in teaching the whole child. So the arts, sport and cultural events are extremely important to us also. Thank you to our tutors in singing, dance, drums, guitar and piano for their expert tuition and to the very many parents who step forward to be sports coaches and managers. We appreciate every one of you.

Have a wonderful Christmas and I hope 2018 starts well for you all.

PUZZLES FOR CHILDREN



YMAR

--	--	--	--

1

JSSEU

--	--	--	--	--

10

ANLGSE

--	--	--	--	--	--

13

14

MNEGAR

--	--	--	--	--	--

12

8

PEJSHO

--	--	--	--	--	--

7

KDNOYE

--	--	--	--	--	--

2

5

DALCEN

--	--	--	--	--	--

6

RCEADL

--	--	--	--	--	--

3

STRA

--	--	--	--

11

4

SNIG

--	--	--	--

9

--	--	--	--	--

1 2 3 4 5

--	--	--	--	--	--	--	--	--	--	--	--	--	--

6 7 8 9 10 11 12 13 14

Christmas Word Scramble

lelbe

1- _____

isentpiota

2- _____

cleand

3- _____

gigabrndeer

4- _____

tewhar

5- _____

scralo

6- _____

edfnerer

7- _____

gostinck

8- _____

esokoci

9- _____

gngego

10- _____

gliseh

11- _____

leves

12- _____

tenessrp

13- _____

dranlag

14- _____

sottlemie

15- _____

fitg

16- _____

yalohid

17- _____

legan

18- _____

leno

19- _____

stranemon

20- _____

credembe

21- _____

Christmas Word Search Puzzle


D M J S C P S Y O T R A T S O
M A V I X E N L R A J P F R M
O H N T R E E L Q R E G N A M
P Y N C O D D O S M C A X Q E
T R X Z E O F H I A M A V W R
B Q A J N R Y S R E H S B C U
B B S N X Y T O N T G B P D D
L A E H C L L T A N Y R B D O
I R Y B E E S E I T E S A B L
T S E T R S R K S S C S W W P
Z L O S N W C O E O H V K H H
E E L O J O R N M E O H P C M
N G W B T F T E R D I P U C S
J N W S E S T D S L I G H T S
O A K K K D P T I N S E L B F

ANGELS
BLITZEN
CAROLERS
COMET
CUPID
DANCER
DASHER
DONNER
FROSTY
HOLLY
LIGHTS
MANGER
MISTLETOE
ORNAMENTS
PRANCER

PRESENTS
RUDOLPH
SNOW
STAR
STOCKINGS
TINSEL
TOYS
TREE
VIXEN
WREATH



Christmas Crossword



Merry Christmas!

Across

1. Another word for presents.
4. Santa's 'door'.
6. Animals that pull Santa's sleigh.
9. What people put on their Christmas tree.
11. Something on Santa's face.
15. The day after Christmas.
17. Santa's helpers.
18. The day before Christmas.
20. A place of snow.
25. What Santa gives to bad girls and boys.
26. A sock that hangs by the chimney.
28. People put these bright things on their house.
30. A reindeer with a red nose.
31. A jolly man in a red suit with a beard.


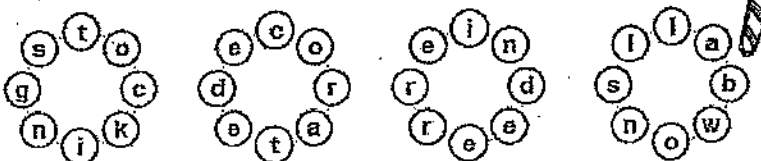
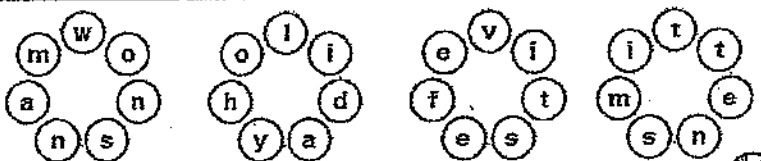
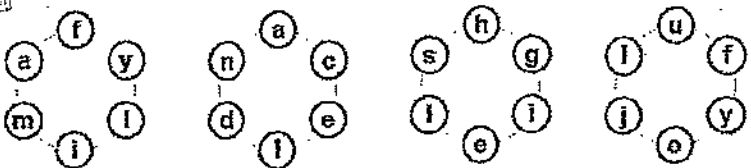
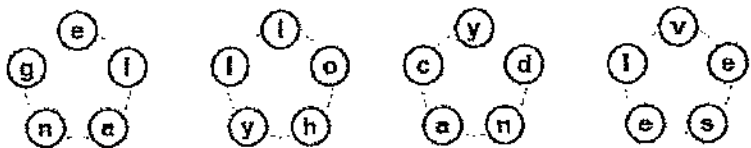
Down

2. Something people decorate.
3. What people give each other.
5. Where Santa's workshop is located.
7. A striped Christmas treat.
8. Drink and food left for Santa.
10. Something people send to each other to say 'Merry Christmas'.
12. The presents are usually _____ the tree.
13. The month of Christmas.
14. Look at a present before you should.
16. The color of Santa's suit.
19. A common decoration for the top of the tree.
21. A famous snowman.
22. The place where Santa makes toys.
23. Santa's car!
24. A common decoration for the top of the tree.
27. A Christmas song.
29. What Santa gives to good girls and boys.

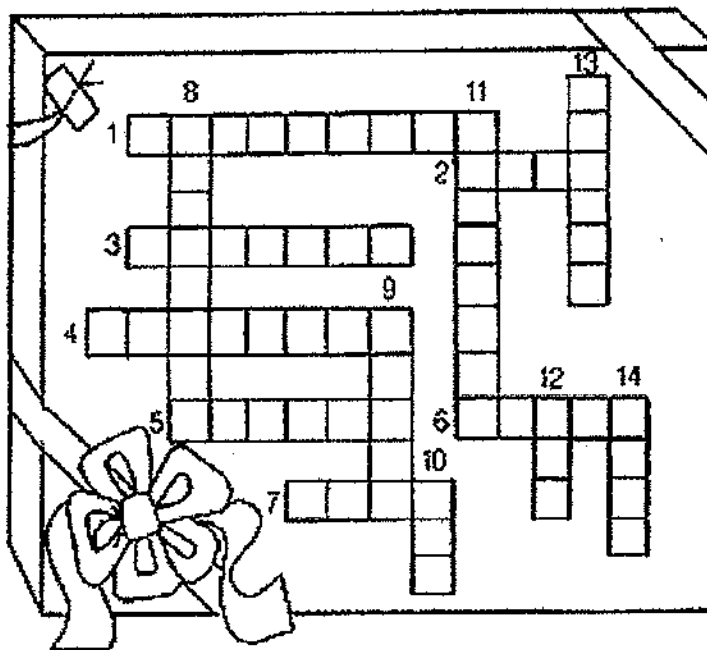


Christmas Circle words

Christmas words have been written in a circle. The words can go clockwise or anticlockwise. Work out what each word is and write it on the line below the circle.



Christmas Crossword



Across

1. Hang these on the tree
2. Evergreen or pine
3. Frosty is one
4. You give and receive these
5. Tie this on your package
6. A Christmas color
7. For the top of the tree

Down

8. Rudolph
9. Jolly toymaker
10. Color of Santa's suit
11. Hang this from the mantle
12. Santa's Helper
13. Santa's transportation
14. Christmas carol


CHRISTMAS RECIPES

FROZEN CHRISTMAS PUDDING

This can be made the day before eating – place in fridge overnight. But you get better results if you make several days or weeks before to mature. If you make this up early put it in the freezer to mature. Place in the fridge 3-4 hours on Christmas Day before eating.

INGREDIENTS:

500 mls cream
170 grams icing sugar
60 grams almonds
60 grams cherries
60 grams candies peel
½ cup raisins
½ cup sultanas
4 large egg whites
1 – 2 tablespoons rum, brandy or 1
dessertspoon vanilla
1 dessertspoon mixed spice
1 dessertspoon cinnamon
1 dessertspoon nutmeg
1` dessertspoon hot water
1 dessertspoon cocoa



METHOD:

1. Slice almonds, chop fruit, mix in the spices.
2. Pour brandy over the fruit and allow to stand overnight in a covered bowl.
3. Whip the cream and half the sugar.
4. Beat the egg whites until stiff, fold in remaining sugar.
5. Fold cream with the egg whites gently.
6. Add fruit, nuts and dissolved cocoa.
7. Pour into aluminium mould or cake tin – cover with foil.

WHITE CHOCOLATE XMAS FUDGE

1 can Condensed Milk	100g Butter, cut into cubes
1 ¼ cups Sugar	1 Tbspoon Golden Syrup
150g White Chocolate bits	½ cup chopped nuts (optional)

- 1 Grease or line a 20 x 20 tin. I used a 27 x 17 slice tin
- 2 Into a mid-sized pot put the condensed milk, butter, sugar and golden syrup. Slowly heat until just bubbling, stirring all the time. Keep heat low and do not stop stirring or mixture will burn on the bottom of the pot. I use a wooden, wedge-shaped spatula so it gets around the edge of the pot. Boil for 8 – 10 minutes
- 3 Test a small amount of fudge by dropping a little into a cup of cold water. If you can roll it into a ball, it's done, if not, cook a further 2 minutes and test again.
- 4 Remove from heat and stir through the chocolate until completely smooth then add nuts if using them.
- 5 Pour into prepared tin, spreading evenly, allow to cool before cutting. Store in fridge.

THE BEST CHRISTMAS CAKE EVER

1 cup butter, 1 teaspoon salt, 1 cup sugar, lemon juice, 4 large eggs, 1 cup brown sugar, 1 cup dried fruit, nuts, 1 teaspoon baking powder, 1 or 2 quarts whisky 1 teaspoon baking soda



Before

starting, sample the

whisky for quality. Good,

isn't it? Now proceed. Select a large

mixing bowl, measuring cup etc. Check the

whisky again, as it must be just right. To be

sure the whisky is of the highest quality, pour one

level cup into glass and drink it as fast as you can. Repeat.

With an electric mixer, beat the butter in a large fluffy bowl. Add

one teaspoon of thugar and beat again. Meanwhile made sure the whisky

is still of the finest quality. Cry another tup. Open second quart if necessary.

Add 2 large eggs, 2 cups fried druit and beat till high. If druit gets stuck in the

beaters, just pry it loose with a screwdriver. Sample the whisky again, checking

for tonsicicity. Next sift 3 cups of salt or anything, it doesn't really matter. Sample

the whisky. Sift half a pint of lemon juice. Fold in chopped butter and strained nuts.

Add a babblespoon

of borwn sugar, or



whatever colour you

can find and mix well. Grease the oven and turn cake pan to 350 gredees. Pour the whole mess into the oven and ake. Check the whisky again and bo to ged.

MERRY CHRISTMAS!

Kiwi Xmas Written by Auckland comedian Penny Ashton

'Twas the Night before Xmas and all through the bach
Not even a weta was making a scratch
Woolly socks were hung by the pot belly with care
In the hopes that Santa soon would be there
The children were snoozing in a light summer's breeze
Whilst dreaming of spongy pud and lime green cream freeze
And dad in his walk shorts and me in my Jandals
Had just settled down for a couple of handles
When out on the lawn I heard such a ruckus
I sprang from my Lazy Boy to see what the fuss was
I ran to the sliding door, gasping and wheezing
Threw open the curtains and upped the venetians
The moon on the sand and the Trailer tarp
Lit the beach up just like Eden Park
But still when I saw, I thought I was asleep
A miniature Kingswood, pulled by eight tiny sheep
With a little old driver, sipping a Fanta
I knew in a moment, it had to be Santa
Faster than Phar Lap on steroids they came
And he coo-eed and shouted and called them by name
Now, Kevin! Now, Sharlene! Now, Rangi and Beck!
On, Darryl! On Shazza! On, Bilbo and Shrek!
To the top of the Pagoda, to the top of the wall
Get in behind, Get in behind, Get in behind, all!
As sandflies around a bar-b-que fly
When they sniff the sizzlers and take to the sky
So up to the top of the bach they flew
With a boot full of toys and Santa Claus too
With a handbrake stop, they arrived on the roof
Four Goodyear tyres and 32 hoofs
And as I quickly turned and ran to the lounge
Out from the chimney Santa came with a bound
He was wearing boardshorts, and gumboots on foot
And his Mambos were covered in six-month-old soot
A bundle of toys he had on his back
As if on OE with a brand new Macpac
He looked like he'd come from the beauty parlour
With rosy red cheeks like pohutukawa
A gorgeous big grin and white as white hair
With wee little tufts growing out of his ears
He had a broad chest and a round beer gut
That shook when he laughed like Jabba the Hutt
He was chubby and plump, a right jolly hobbit
And I laughed when I saw him, I couldn't stop it
He gave me a wink and a bonza thumbs up
And I quickly realised he wasn't a nut
He went straight to the socks without saying a thing
And filled them with barbies and Shrek 2 keyrings
Then giving his nose a jolly good scratch
He flew up the chimney with an almighty flash
He jumped in the Kingswood and cranked the ignition
And then they took off, like some Nasa mission
But I think I could hear, as he drove out of sight
"Merry Christmas to all, have a bloody good night!"



IN YOUR GARDEN

This is a time for giving, Christmas is upon us!

Well the weather in winter was too wet, now we are in a very dry situation. Never mind we have no control on the weather as we all know.

In the garden your veges should be looking good and hopefully ready for harvest Christmas Day. People are often saying to me is it too late to plant now. NO it is not, but there are things to follow through when planting. Including roses, trees, shrubs, etc etc

1st When you have the plants at home put them in a bucket of water and leave till the bubbles stop, it is now 100% wet. If it is too big to put in a bucket slowly run the hose into the pot and fill the plant until it feels heavy to lift.

2nd Dig a hole bigger than the plants pot or bag. Hold the plant with one hand and tap the pot off with the other hand. If it is in a bag, then cut the bag away. If it is NOT root bound put it into the hole with compost etc. NEVER put manmade fertilizer in the hole (white fertilizer) as it will burn new roots.

3rd Never disturb, tease or break up the roots. If they are root bound cut with a sharp knife in a downward movement 3 or 4 times around the plant

We are having our end of year sale till Christmas.

Roses are only \$20.00 each or 5 for \$80.00 All other plants below 50% OFF.

Merry Christmas to you all and thanks for your valued custom big or small though out the year.

Happy Gardening, Mike



KIWI CHRISTMAS

Our Christmas Day's in SUMMERTIME

We shovel up NO SNOW

But with our tents and caravans

Off to the beach we go.

If we dig, it's for pipis

No robins are in sight,

But seagulls always hovering

In ever hopeful flight.

NO HOLLY cheers our spirits,

But POHUTUKAWAS grand

SHOUT OUT the Joy of Christmas

In this warm and sunny land.

The big mistake we often make

Is copying the British,

Devouring ROAST and HOT PLUM PUD

Is POSITIVELY SKITTISH

I can't imagine WHY our cards

Show reindeer with their sleigh,

A SURFBOARD or a YACHT

Depicts us in a truer way.

I'd like to see on cards we send

A family in shorts,

Not digging snow or carolling,

But playing summer sports.

For those who celebrate Christ's Birth

For whom "CHRISTMAS" was named,

I'd like to see a manger scene

ALL in clematis framed.

For those who preach peace and goodwill,

The FANTAIL I would choose.

In wishing peace and lasting joy

Our lovely ferns I'd use.

I'd like to see on Greeting cards

The memories we all have


Of Christmases since we were kids

Of Strawberries AND PAV.



SUMMER RECIPES

Asparagus and Tomato Salad with Yogurt Dressing



- 10 ounces asparagus tips and tender stems
- 1 Tomato, chopped
- 2 tbsp green onion, thinly sliced
- 3 tbsp, non-fat plain yogurt
- 1 tbsp, Parmesan cheese, grated, fresh is best
- 1 tsp, Dijon mustard
- 10 lettuce leaves

In a medium bowl, combine the asparagus, tomato, onions. Set aside. In a small bowl, whisk together the yogurt, cheese and mustard. Add to the vegetable mixture and toss until well coated. To serve, line salad plates with the lettuce leaves and spoon salad on the top.

Kumara Salad

- 750g kumara, 1 firm banana, ¼ cup sultanas
- ¼ - ½ cup flaked coconut, 1 can drained mandarin segments
- 1 green pepper chopped, 2 spring onions chopped

Dressing

- ½ cup olive oil ¼ cup white wine vinegar 1 tsp made mustard
- ½ tsp Salt 1-2 tsp grated ginger 1 tsp honey or brown sugar
- ¼ cup mayonnaise (optional)



Make the dressing by putting the ingredients in a jar and shaking. NB make sure the lid is well screwed down.

Cook scrubbed kumara until tender. Peel and chop into bite sized pieces when cool. Pour boiling water over the sultanas, leave to plump up, then drain and mix with the kumara.

Peel and slice the banana and add to the kumara with the rest of the ingredients. Pour half of the dressing over the salad and toss. Add the rest of the dressing just before serving.

Chinese Burgers



- 500G Beef mince
- 2 Onions -- finely diced
- 2 sticks of celery (finely cut -- if fresh is not available use celery seeds)
- 3 or 4 rashers of bacon diced; 1 ½ cups of very finely shredded cabbage
- 1 ½ cups of plain flour; 4 eggs beaten
- Salt and Pepper; ½ cup Chopped parsley

As this is a large mixture I put everything into a clean bucket or some other large container.

Put all ingredients apart from the eggs into the container and mix all together using your hands. It is so much easier than using a spoon.

Once mixed pour over the beaten eggs and get to work again with your hands.

When finished (yes, your hands will need a good wash) make into patties ready for the BBQ and watch them disappear. This receipt is easily made with a spoon!!!

Chicken Burgers

- 500g Chicken Mince
- ½ cup fresh breadcrumbs
- ½ cup dried Cranberries; ½ onion finely diced
- 1 clove crushed garlic; 1 egg
- 1 Tbspn Tuscany seasoning & Salt and Pepper

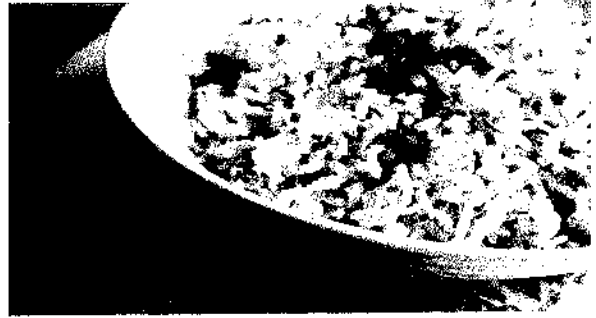
Thoroughly mix all ingredients together. Form into balls and shape into approximately 1cm burgers.

Place on BBQ and cook. Make sure that they are well cooked before serving.

Spicy Rice salad

Combine 250 gm Rice
1 shallot or small onion
4 dried apricots
Pinch nutmeg
2 cups water
5 tablespoons oil
60gms currents

30 grams almonds slivered
half to 1 tsp grated ginger
salt
half tsp coriander
1tbls lemon juice
60gms raisins



In covered casserole microwave on high for 10 mins. Stir then microwave on medium for 5 minutes. Stand till cool.

Cheese ball bites



12oz cream cheese, softened
1 cup shredded Cheddar
1 tsp. garlic powder
1 tsp paprika
Kosher salt
Freshly ground black pepper
8 slices bacon, cooked and finely chopped
½ cup finely chopped chives
1/3 cup finely chopped pecans


Mix together cream cheese, cheddar, garlic powder, paprika and season with salt and pepper. Form 18 small balls and refrigerate until firm, 1 hour.

In a shallow bowl or on a plate, stir together cooked bacon, chives and pecans.

Roll balls in bacon-chive-pecan mixture and insert a pretzel stick in each ball.

Serve. (If not serving right away, loosely cover with plastic wrap and return to fridge. Let sit at room temperature 15 minutes before serving.)

Apple Jack



Pastry

1 cup flour ½ cup milk
125 grams butter pinch salt
1 tsp vinegar

Chop cold butter into flour, add milk and vinegar. Mix and roll up once or twice only. This recipe can be doubled or trebled and suitable for any pies.

Filling

60 grams butter 1 large apple grated
3 T sugar 1 lemon
1 egg

Melt butter and sugar over a low heat, remove and add beaten egg, apple, lemon rind and juice. Mix well and fill pastry lined flan or small tarts. Bake 220deg C till pastry is golden brown.

Note: Double this for a sponge roll tin – delicious cold for picnics.

THE CHRISTMAS LAMENT

Ho! Ho! Ho!

Christmas comes but once a year
This time of spending and good cheer,
The shops are open every day
To tempt you with their grand display
There's tinsel, trees and coloured balls,
Fake holly wreaths to deck your halls
Christmas wrapping, cello tape...
Everything for you to make
A splendid gaudy festive show.
Merry Christmas... Ho Ho Ho!

I bought the cards, all forty-five
And wrote in them "We're still alive"
And told the news of twelve months past,
What's gone on since we saw you last.
I checked addresses, sealed them down,
Then licked the stamps... and so to town.
Then I started on the gifts...
Who to give to... who to miss.
This for her, that for him.
A larger size please, he's not that slim!

I struggled to the car to sit,
Recharge the batteries for a bit
I crossed off names from on my list.
I'd swear if anyone I'd missed.
I drove back home – and lugged them in.
Resisted thoughts of Gordon's Gin
And when I'd finished finally
And rushed around to get his tea.
"Done anything today?" he said
I could have bashed him on his head.

I stuck the tree up – star on top
The bloody thing began to flop.
The cat had dug up round the tree
A nasty smell of pussy's wee.
I sorted all the stuff I'd bought
Made sure that no-one would be short.
Wrote the cards to stick on later
Put them underneath the tree
Lots for them...
None for me!

I iced the cake – well more or less
The writing ran and made a mess.
Once you start to print a letter...
A five-year-old could've done it better!
I'd bought the pud, 'cos last year mine
Simply wasn't cooked in time!
I made the trifle – they weren't keen
They wanted fruit all fresh and green.
I'd melted choc and dipped the berries
And paid a fortune for the cherries.

Christmas morning work at eight,
Thankful last night wasn't late.
Woke up all the family
Got them breakfast – toast and tea.
Stuffing made for turkey's tum,
I shoved it up and stitched his bum.
"Would someone come and set the table?"
"Of course I will – just when I'm able."
She said, "I want to have my shower!"
And that'll take another hour...!

Gifts were given, to and fro,
Paper ripped away to show
Another pressie – I hear you ask
What did I get? A vacuum flask!
Both my girls bought me facial stuff
Wrinkles gone... no such luck...!
A relative has sent a pair
Of pillowcases I'd sent her!
She'd kept them in her bottom drawer...
I'd seen them there some years before.

The dinner served and grace is said.
I didn't dare to bow my head.
I'd drop off given half a chance
And who would give a backward glance
I served it up, and clear away
And bring the next course – no delay.
Glasses to the brim are filled
With piquant wine, superbly chilled.
Cracker pulled and coffee poured,
But this next bit – well it had me floored!

Suddenly they rose to say...
"Well this has been a lovely day.
I ate too much, my tummy's sore
I haven't room for any more.
The wine has gone right to my head.
I need to lie upon my bed."
They all leave to have a rest!
And I am left with all the mess.
"Don't let that spoil – refrigerate
Throw that out – insinkerate!"

Some two hours later I clear the sink
I pour myself a massive drink
I shuffle weary to the couch
And curl up in a tired slouch.
I pray that no-one wants more food
'Cos I will shout words loud and rude.
I ponder this December day
And so – I've only this to say.
I should have known! But then...
Christmas is for kids and men!

Juliet Haisman





NEIGHBOURHOOD SUPPORT
HAMILTON

FACT SHEET:

Holiday Security Tips

Most burglaries are opportunist and happen when owners are away. Unfortunately it is necessary to be especially careful at Christmas time, as homes are more often empty with many people out shopping, socialising or on holiday. Burglars are also aware that most houses have presents to steal. While enjoying the festive season and your holiday, please don't overlook your home security.

Taking a few simple precautions will help to deter all but the most determined burglar.

Remember

- Shut and lock all doors, even if you're only going out for a short time.
- Close and lock all windows - burglars don't like to smash glass.
- Do not "hide" keys outside your home, nor leave them in an obvious place near doors or windows.
- Make sure your valuables - including televisions and stereo systems - cannot be seen from outside.
- Make your home look occupied when you're away by using timers on radios and lights
- When you buy new items like DVD players or video recorders, don't advertise by leaving the empty boxes out for recycling, turn the boxes inside out and fold them down.
- Hide or lock away passports and official documents - identity fraud is on the rise.
- Don't leave car keys near doors or windows - car theft through burglary is also on the rise.
- Consider engraving your property - this puts thieves off because it makes it harder to re-sell.
- Ensure you have an up to date list and photographs of your valuables and keep copies in a safe place.
- Homes with good security are much less likely to be burgled than those without.
- Deadlocks make it harder for burglars to get out with your goods if they got in through a window.
- Window locks deter burglars because smashing glass attracts attention and can leave forensic evidence.
- Visible burglar alarms are a great deterrent - though it's courteous to your neighbours to ensure that they shut off after a few minutes.
- Security lighting is also a good deterrent, but should be placed carefully near entry point so as not to disturb neighbours.
- Timers on radios and lights make it look like you're there when you're not.
- Spy holes and chains on doors let you see who's there without opening up.

When you go on holiday

- Use timers on radios and lights.
- Cancel milk, newspaper and mail deliveries.
- Have a neighbour stop by to collect junk mail, and open and close curtains.
- Make sure your neighbours know where they can contact you in an emergency and when you will be home.
- Invite neighbours to use your driveway and clothesline to make it look like someone is home.
- Lock away garden tools and ladders that could be used by a would-be thief to gain access to your house.
- Make arrangements for family pets to be looked after.
- If you are away for more than a few days, arrange to have your lawns mown.
- Consider inviting a relative or friend to house sit for you.
- Whatever you do, don't leave a message on your answer phone that you away. Instead, clear the messages yourself or arrange to have a friend check them regularly for you.

If moving home


- Ensure that you use reputable removers and trades people - many will belong to a professional association.
- Only give out keys to people you trust, and don't label them with your name and address.
- Consider changing the locks to your new home.

Remember, if you see anyone committing a crime or behaving suspiciously, phone the Police Emergency number - 111 - and report it. If they are in a vehicle, write down the number plate.

WEL NETWORKS – TIPS FOR SUMMER



Check the height before moving loads around power lines



Summer trips with the boat? Getting ready for haymaking? WEL Networks says check the height of your load before making a move around power lines.

WEL's Chief Executive, Garth Dibley says "If you're travelling to and from the water, especially on unfamiliar roads, always check the height of your trailer and your boat mast.

"The same applies for our farming community moving machinery around the farm, getting ready for haymaking season or working in the orchard. You need to know where the power lines are before raising the platforms of cherry pickers and dump truck beds.

"It may seem an extreme measure but if your load connects with an overhead power wire it can be fatal.

It's also the perfect time for landscaping around the section. But before you dig, make sure you check where the underground cables might be hiding.

"It's critical to locate cables before you start any excavation work like digging trenches, laying a driveway or erecting a fence. Before you start call us on 0800 800 935 or visit our website wel.co.nz

"We want everyone to enjoy their summer activities and to make it home safely, every day."

Summer DIYers urged to check for cables before digging

The sun is shining and it's the perfect time for some landscaping around the section.

But before you dig, WEL Networks is urging you to check where the underground cables might be hiding.

Chief Executive Garth Dibley says "It's critical to locate cables before you start any excavation work like digging trenches, laying a driveway or erecting a fence.



"Cables are buried within the ground for good reason. If they're disturbed by crushing, bending or splitting they can result in fires, explosions, fatal electric shocks and of course, power outages.

"While digging safety is your responsibility, we're more than happy to help you locate cables, provide advice on excavation and if necessary, oversee any work for your own personal safety and that of the wider community."

He says if you need help to find cables you should call WEL on 0800 800 935 or check their website wel.co.nz for information.

NEWS FROM YOUR WAIKATO DISTRICT COUNCILLOR



This year has flown by with a large number of weighty issues debated around the Council table. We have been spending many hours developing the Draft District Plan (DDP) and appraising the 10-year Long Term Plan that has to be reviewed every three years. Both Plans will be put out for submission in 2018. Other issues debated include - the managing water policy - drinking, waste and storm water, speed limit review and library services. The greater Waikato is seeing unprecedented growth which is great for our district and we are working hard to support this growth. The wet winter and spring has brought many challenges to our infrastructure and the current hot, dry weather will bring its own problems but our very capable staff will find solutions to any problems that arise.

With the current weather conditions in mind, it should be noted that *Fire and Emergency New Zealand* is introducing a **Restricted Fire Season for Open fires** starting 1 December 2017, and finishing at the end of March 2018 (depending on weather conditions). This change in fire season will provide a consistent approach to fire seasons throughout the Waikato area.

The restriction requires anyone lighting an open-air fire, rural or urban, to obtain a Fire Permit from Council before commencing. This sometimes requires an inspection of the site before a permit can be issued therefore the application must be lodged five working days prior to the fire being lit. *Note: It will take up to 5 working days to process permits. No fire permits will be issued between 20 December 2017 and 8 January 2018.*


Water usage is also peaking which will put pressure on the water we obtain from Hamilton City for the Southern Districts Water Scheme. Don't forget to check regularly for leaks to ensure you don't get a nasty surprise when your next water account arrives. Waikato District, Hamilton City and Waipa District are now all on Water Alert 1 - look on line at www.smartwater.org.nz for helpful water saving tips. This information on conserving water is also useful for those relying on rain water.

Waikato District Council offices will be closed from 3pm Friday 22 December. Normal hours will resume on Wednesday 3 January 2018. Emergency calls (all hours) regarding Council services, free phone 0800 492 452.

The final issue of the District newsletter (*The Link*) for 2017 has been published. If you haven't received a copy it is available on line at <https://www.waikatodistrict.govt.nz/news>. The newsletter contains a lot of useful information regarding refuse collection etc over the festive season and information on 'things to see and do' during the summer within the district. Information includes details of the top five walks within the district - Hakarimata Summit - Ngaruawahia, Waireinga/Bridal Veil Falls - Raglan, Harker Reserve - Onewhero, Pukemokemoke Bush Loop Track - Whitikahu and Mount William Walkway - Mangatawhiri.

Did you know that the Waikato District owns the historic **Woodlands Estate and Gardens at Gordonton**. Administered by a Trust Board, Woodlands is located at 42 Whitikahu Road, Gordonton.

Opening hours are - Gardens, daily from 10am-4pm (no charge but donations appreciated); Historic Homestead, daily from 10am-4pm (\$2 entry fee) and Prof's @ Woodlands Café open 7-days a week - 9am-3.30pm Mondays-Thursdays, 9am-9pm Fridays and 9am-4pm on weekends.



Last year Waikato District Council and the Gordonton Woodlands Trust entered a Memorandum of Understanding which saw the Council take over the maintenance and development of the gardens. Since then the Council and the Trust have formed an effective working relationship which has resulted in a long-term development plan for this Garden of National Significance. Projects within this plan include: improved signage; construction of a destination playground; installation of a hand pump and water wheel and renovations to the music lawn. Woodlands hosts many weddings and events - for more details go to: www.woodlands.co.nz or www.profs.co.nz

The CityEdge team will work long hours on the **Hamilton Section of the Expressway** during the summer to compensate for the hours lost during the wet weather. The Morrinsville Road Bridge is open to traffic, as is the Gordonton Bridge. The teams will now excavate under the bridges to make way for the expressway. Columns on the Kay Road Bridge are completed with cross heads now being built on the ground to support the bridge beams. A large fleet of dump trucks is hauling sand over the Rail Bridge at Ruakura to form the expressway embankment to the north. The embankment has already crossed Percival Road and will eventually extend to Puketaha Road.

I hope you have an enjoyable holiday season with your friends & family - drive safely and take care in the water.

Contact me anytime - Rob McGuire: Councillor Eureka Ward
Ph. 824 3696 / fax 824 3645 / Mob 0274 970 966 / WDC Council free phone - 0800 492 452.
Email rob.mcguire@waikato.govt.nz or robmcguire@xtra.co.nz



TAUWHARE HOME KILLS

TREVOR & LEONIE BRUNTON

1126 TAUWHARE ROAD

PH: 07 824 0880

FX: 07 824 0809

CALF COVERS

"Canvas, Jute, or satin lined for Calf Club"

I also manufacture horse covers, trailer covers or any other kind of cover you may want. Good quality, P.V.C. horse gear bags — can also be used for dive bags. Good quality at reasonable prices.

**Phone Narelle Pollock
824 0736**



EUREKA POULTRY FARM

**13 Hooper Road
Ph 824 1762**

**NIC & MARIA STOLWYK
Hobby Hens**



**Young pullets from
5 weeks to point-of-lay
Great for lifestylers
Bagged up chook manure
Hours Mon-Sat 8-6**

COMPUTERISED BULK SPREADERS LTD

Cartage & Spreading



FERTILIZER, LIME, UREA SPECIALISTS

Competitive Rates

PETER JONES

027 496 3370 07 887 4000

**26 years service in the
Morrinsville district**

THE BEAUTY HOUSE

Beauty Clinic & Gorgeous Giftwares

For all your Beauty needs plus a fantastic range of quality Giftware (EFT-POS available)

dermatech

Oasis beauty

Bella Vi
PURE MINERAL COSMETICS

**Jacqueline Jones
Beautician (RCompN)
1092b Tauwhare Road
Tauwhare Village**

P: 07 8240950 M: 0274 853985

E: thebeautyhouse@extra.co.nz



Safe H2O

safe water fast

**Premium water tank cleaning and purification
without the premium price tag**

Resolve smells, bad tastes and contamination

No purchasing replacement water

No damage to inside of tanks

100% satisfaction guaranteed

Ministry of Health recommend annual servicing of your collection tanks

When were yours last cleaned?

**Craig Nicholson 027 660 5329 0800 SAFE H2O
cjin@safeh2o.co.nz www.safeh2o.co.nz**

nzgarden sheds

the best little Sheds around!

Your local garden shed supplier of
NZ made, self assemble Garden Sheds
(Zincalume or Colour Steel)

GET IN TOUCH...

- * EASY ASSEMBLY**
- * MADE TO LAST!**

Waikato Shed Company

**218 Hunter Road, Eureka,
Hamilton**

Phone: 07 824 1045

Email: sales@nzcgardensheds.co.nz

ENQUIRE FOR A BROCHURE NOW

BMW Parts & Repairs



Mosen Euro Parts

**10 Wickham Street
Hamilton**

Kerry Meehan

Ph: 846 2972

M: 021 165 4038

Email: moseneuro@wave.co.nz

Web: www.moseneuroparts.co.nz

FRESH APPLES & PEARS STONEFRUIT IN SEASON



**NEWSTEAD ORCHARD
552 Morrinsville Road**

**OPEN MON-SAT.
W J McMiken & Co
Morrinsville Road
Tel. 856 4478**

Craig Griffin Builders Limited

mob 027 2792682
email cgbuilders@ihug.co.nz
after hours 824 1607

Project Management
Commercial Builds
New Homes
Alterations
Renovations




Scanlan & Jones

Specialists in:

- ✓ Wood Fire Sales
- ✓ Wood Fire Installation/Repairs
- ✓ Hearth Manufacturers
- ✓ Outdoor Fire Installations
- ✓ Chimney Sweeping
- ✓ Heat Transfer Kits — Sales & Installation
- ✓ Producer Statements

Registered Installers
Over 20+ Years Experience
Free Quotes



Contact Justin & Brendon
0274 834 267 (day)


A/Hrs: 07 824 0950

Email: scanlan.jones@xtra.co.nz

Member of New Zealand
Heating Association



"When your feet hurt,
you hurt all over"



THE CLINIC


Glennis Mullan

Foot and Hand
Joint Mobilisation

Phone: 027-3209858

Email: glennis.theclinic@gmail.com
07-8241005 - Eureka Hamilton

Lawn Mowing & Gardening Services



Maurice Smith

For free no-obligation quote:
Ph: (07) 8241948 Mobile:
0274797282

Email: mfsmith@clear.net.nz

*Ride-on mowing specialists.
Give your lawn the perfect finish*

SPYVES PANEL SHOP

for all
Panel and paint requirements



AUTOROBOT CHASSIS and ALIGNMENT MACHINE

Ph Ron or Karen 8241 890

Fax 8241 892

Mob 027 280 0346

HAIRFIELDS

HAIR DESIGN

95 HOOPER ROAD

Sharon Laurent

Full salon facility in Eureka
Total hair care professional
with many years experience
Agent for Nutrimetics also



Open Tuesday to Thursday
Late nights Tues/Thurs
Tel. 824 1712 or 027 280 5978

ROSS PUMPS

&

Filtration Specialists Ltd



Servicing and installation
On all types of pumps
Full Water Treatment
Service Available

DAREN ROSS

Tel. 8241 726 or 0274 346 571
Fax. 8241 879



Hair With Ease

P. 07 856 4398

120 Silverdale Road, Hamilton

Women's Cuts

Colours/Foils

Kid's Cuts

Men's Cuts

Eyelash Tinting

Eyebrow Tinting

www.hairwithease.co.nz

Newstead Service Centre

For all your mechanical & au-
tomotive needs




- WoF
- Service
- Hireage
- Farm Vehicles
- Tyres
- Batteries

14 Platt Rd, Newstead


07 824 1807

newsteadmechanics@gmail.com



Eureka Storage

Many options from 9m2 - 307m2
Short term + long term
Call me to discuss your requirements



Cuneo Piedmontese

HEART • HEALTHY • BEEF

Pedigree + Commercial
Purebreeds For Sale
Bulls, cows + yearlings

Don Knight 0274950535

117 Hooper Road, Eureka

EUREKA EXPRESS

ADVERTISING RATES

Classified Advertisements	Free
Small Business Advertisements	\$10 / month
• x 10 insertions	\$30 / year
One Third Page Advertisement	\$15 / month
• x 10 insertions	\$120 / year
One Half Page Advertisement	\$20 / month
• x 10 insertions	\$160 / year


CONTACTS - Gail or Gayle

Gail Mayall (Editor)
70 Eureka Road
Ph 8241 758

e-mail:
editor@eurekaexpress.co.nz

Gayle Orr (Treasurer)
1139 SH26
R D 6, HAMILTON 3286
Ph 8241 713

e-mail: gon@xtra.co.nz



**"Your animals,
our commitment.
We aim to strengthen the
health of our animal
community by providing
accessible, compassionate
and affordable,
quality veterinary care."**

If you aren't able to visit our practise
in Morrinsville, we can bring our
expertise right to your door or
paddock!

Ph 07 889 0414

**JBVISSER
VETS**

For your Livestock & Pets



Maurice Jackson

phone 027 274 6846

Jackson55@xtra.co.nz

Based in Eureka



MAK

CONTRACTING LTD

Agriculture Contract Spraying For Urea & Eczema, Power Harrowing, Air Seeder
Experienced Rural And Lifestyle Block Fencer



CTAS™



Specialists in:

- Professional Internet based systems development
- Web Site Development, Domains and Hosting
- TXT and Email Alerts and Reminders
- TXT Shortcodes for your business or club
- Flight Status by TXTing your Flight to 8808
- Live Video and Audio Streaming on the Internet

Phone: 07 824 1025
Email: grant@ctas.co.nz



Go to www.ctas.co.nz for more information



Associate Member of IT Professionals NZ



161 Morrinsville Road, Hamilton, 3286

Phone: 07 856 4522 Fax: 07 856 9487 Email: enquiries@newsteadvets.co.nz

Website: www.newsteadvets.co.nz

Newstead Vets offer a full range of veterinary services for small animals including:

- | | |
|-------------------------------------------|---------------------------|
| ■ Consultations (by appointment only) | ■ Referral to Specialists |
| ■ Soft Tissue and Orthopaedic Surgery | ■ PennHIP Certified |
| ■ Digital Radiography and Ultrasonography | ■ Full Laboratory Service |
| ■ NZVA Microchipping Accredited Practice | ■ Hospitalisation |
| ■ Nutrition and Product Advice | ■ Cremation Service |
| ■ Rural location with ample parking | ■ Convenient Online Shop |



GULL EUREKA

PETROL – DIESEL – LPG - OILS & LUBRICANTS
FARM SUPPLIES – GROCERY ITEMS

SHOP HOURS: MONDAY TO FRIDAY 7:30AM – 6:00PM
SATURDAY 8.00AM – 12.00PM

**AND NOW: FUEL 24 / 7 PETROL & DIESEL FROM OPT (OUTDOOR
PAYMENT TERMINAL)**

EFTPOS – RD1 FARM SOURCE – FARMLANDS – CARDLINK

AMEX – MASTERCARD – VISA



us on Facebook for discount day and promotional information

WALLING CONTRACTING LTD

'YOUR PROVEN LOCAL ONE STOP CONTRACTORS'

WE CAN OFFER YOU THE FOLLOWING SERVICES:

*Grass Silage
*Ploughing
*Rotary Hoeing
*Ripping
*Undersowing
*Baling & Wrapping
*Digger (12 Ton)
*Grass Crop Sales

*Maize Silage
*Power Harrowing
*Discing
*Maize Planting
*Roller Drilling
*Power Harrow/Seedbox
*Shavings & Sawdust
*Maize Crop Sales

**FOR ALL YOUR CONTRACTING NEEDS
PHONE LEN OR BECKY
ON**

824 0894 (anytime)